








Strategic Performance Indicators

It is important that we evaluate our performance to ensure that we are as efficient and effective as possible. Therefore we set annual targets against Welsh Government's Strategic Indicators and monitor our performance against these during the year. Our targets for 2023-2024, detailed below, were agreed by South Wales Fire and Rescue Authority on 13th February 2023 based on an evaluation of incident trends.

	Financial Year 18-19	Financial Year 19-20	Financial Year 20-21	Financial Year 21-22	Financial Year 22-23*	5 Year Trend	Financial Year 23-24 Target
Fires attended	6,898	5,482	5,481	5,565	5,716		5,601
False alarms attended	7,847	7,858	8,324	8,367	8,057		8,114
Road Traffic Collisions attended	1,112	995	643	859	737		870
Other Special Service Calls attended	2,062	2,569	2,275	2,710	2,822		2,467
Deaths and Injuries arising from all fires	71	84	49	62	50		59
Deaths and Injuries arising from accidental fires	55	64	42	53	43		47
Percentage of Dwelling Fires contained to the room in which they originated	82.50%	84.20%	82.23%	83.81%	81.95%		85.00%

* Data correct at 2nd March 2023 – these are not full year figures and are subject to change